

The Wheel Watch

a newsletter of the

Fishing Vessel Owners' Association
 Room 232, West Wall Bldg., 4005 - 20th Ave. West
 Seattle, WA 98199-1290
 Phone: (206) 284-4720 / 283-7735
 Fax: (206) 283-3341
 Website: www.fvoa.org

Robert D. Alverson
 Manager

Carol M. Batteen
 Executive Assistant

Vol. XXVIII, No. 1

January 2014

Sustaining Sponsors

<i>Alaska Fresh Seafoods</i>	<i>Alaska Glacier Seafoods, Inc.</i>	<i>Alaskan Leader Seafoods</i>
<i>AmericanWest Bank</i>	<i>Ballard Oil</i>	<i>Bellingham Cold Storage Co.</i>
<i>Calfo, Harrigan, Leyh & Eakes LLP</i>	<i>Covich & Williams, Inc.</i>	<i>Cummins Northwest</i>
<i>Dana F. Besecker Co., Inc.</i>	<i>Dock Street Brokers</i>	<i>Fishermen's News</i>
<i>The Fish Factory</i>	<i>Fishing Vessel Owners/ Marine Ways</i>	<i>Haven Boatworks</i>
<i>Icelander, Inc.</i>	<i>Law Office of Paul L. Anderson, P.L.L.C.</i>	<i>LFS, Inc.</i>
<i>Mac's Ballard Upholstery</i>	<i>Marine Resources Consultants</i>	<i>Marine Service & Supply</i>
<i>Mountain Pacific Bank</i>	<i>Northport Fisheries, Inc.</i>	<i>Northwest Electric Corp</i>
<i>Northwest Farm Credit Services</i>	<i>Ocean Beauty Seafoods LLC</i>	<i>Offshore Systems, Inc.</i>
<i>Pacific Fishermen, Inc.</i>	<i>Pacific Storm Seafoods Ltd.</i>	<i>Parker Smith & Feek</i>
<i>The Permit Master</i>	<i>Phillip D. Hingston, Inc, P.C.</i>	<i>Port Townsend Shipwrights Co-op</i>
<i>Resurrection Bay Seafoods LLC</i>	<i>Rickey & Associates</i>	<i>Satellite Technical Services</i>
<i>Seafood Producers Co-op</i>	<i>Seafreeze/Citylce Cold Storage</i>	<i>Seafresh Marketing LLC</i>
<i>Seattle Bank</i>	<i>Seattle Marine & Fishing Supply</i>	<i>Sitka Sound Seafood & Alaska Pacific Seafoods</i>
<i>Trident Seafoods</i>	<i>Unisea, Inc.</i>	<i>Vigor Industrial LLC</i>
<i>Westward Seafoods, Inc.</i>		

Thank you for your support!

Dear Longliner:

This newsletter will address the recent IPHC Interim Meeting, the NPFMC meeting, and the Pacific Council Meeting.

****Halibut Commission****

As of the writing of this newsletter, we have not received any new information relative to the appointments of new IPHC Commissioners. The Commission had its Interim Meeting on December 4-5, 2013 and reviewed their updates on stock assessments. Their Annual Meeting will be held January 13-17, 2014. It will be held in Seattle at the Grand Hyatt on 721 Pine Street. The following are some of the highlights of the Interim Meeting presentations.

<u>Quantity</u>	2012 Assessment model	2013 Ensemble
2014 Exploitable biomass	176	170
2014 Spawning biomass	198	197

Industry Log Book and IPHC Survey Data

	2A	2B	2C	3A	3B	4A	4B	4CDE
Survey								
032 WPUE	-19%	-10%	+16%	-15%	-27%	-34%	+18%	-15%
Log Book WPUE	+30	+8	+10	-9	-15	-15	-18	-7

Below is an abbreviated decision table for developing a harvest limit for 2014. It is referred to as the blue line, which represents a Commission staff estimation when a total harvest limit (Fishery CEY) of 24.5 million lbs. creates a 50% probability that harvest rate (19.7) is 50% above or below their target.

On the next page is the Blue-Line Decision table for 2014. What this table is saying, which is highlighted in blue, is as follows.

1. If the Commission chooses the reduction to 24.5 million, there is a 43% chance that the 2015 harvest limit will be less than 2014 or a 57% chance it will be greater.
2. There is a 20% chance it will reach 10% below the 2014 harvest limit but 80% chance it will not.
3. There is a 74% chance harvest limits will slide in 2017 with a 42% chance of it being 10% or less.
4. There is a 50/50 chance the harvest of 24.5 million pounds will be above or below the IPHC target rate of 19.7%

Decision table results – harvest policy 2

2014 Alternative	Total removals (M lb)	Fishery CEY (M lb)	Harvest rate	Fishery Trend				Fishery Status
				Fishery CEY from the harvest policy				Harvest rate
				in 2015		in 2017		in 2014
				is less than 2014	is 10% less than 2014	is less than 2014	is 10% less than 2014	is above target
No removals	0.0	0.0	0.0%	0/100	0/100	0/100	0/100	0/100
FCEY = 0	11.4	0.0	5.0%	0/100	0/100	0/100	0/100	<1/100
	20.0	8.5	10.1%	<1/100	<1/100	<1/100	<1/100	<1/100
	30.0	18.2	15.9%	5/100	2/100	8/100	4/100	7/100
Blue Line	36.4	24.5	19.7%	43/100	20/100	74/100	47/100	50/100
	40.0	28.0	21.8%	85/100	52/100	96/100	84/100	92/100
	45.0	32.8	24.7%	>99/100	95/100	>99/100	99/100	>99/100
status quo	48.5	36.1	26.7%	>99/100	>99/100	>99/100	>99/100	>99/100
	55.0	42.6	30.5%	>99/100	>99/100	>99/100	>99/100	>99/100
	60.0	47.5	33.5%	>99/100	>99/100	>99/100	>99/100	>99/100

i j k l m

The Fishery CEY of 24.5 million pounds results in potential area harvest as follows.

Table 2. Apportionment results for the Blue Line. Values for biomass, CEY, and removals are reported in millions of net pounds.

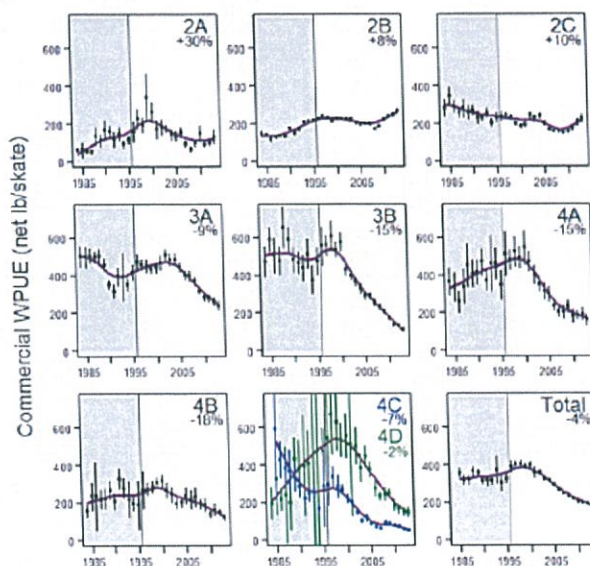
	2A	2B	2C	3A	3B	4A	4B	4CDE	Total
Exploitable biomass	4.03	26.64	25.44	56.07	23.14	9.69	7.23	18.06	170.29
Percent of total	2.4%	15.6%	14.9%	32.9%	13.6%	5.7%	4.2%	10.6%	100.0%
Harvest rate	21.5%	21.5%	21.5%	21.5%	16.1%	16.1%	16.1%	16.1%	19.7%
Total CEY	0.87	5.73	5.47	12.05	3.73	1.56	1.17	2.91	33.49
Other removals (O26)	0.14	0.74	1.31	2.63	0.90	0.71	0.34	2.27	9.04
Fishery CEY	0.72	4.98	4.16*	9.43*	2.84	0.85	0.82	0.64	24.45

Resulting Percentages 29 ↓ 40 ↑ 14 ↓ 33 ↓ 38 ↓ 43 ↓ 66 ↓

Area 3A commercial fishery CEY will be reduced similar to Area 3B – 33%. The 3A and 2C numbers above include charter harvest levels which causes some confusion and makes things appear better than they are.

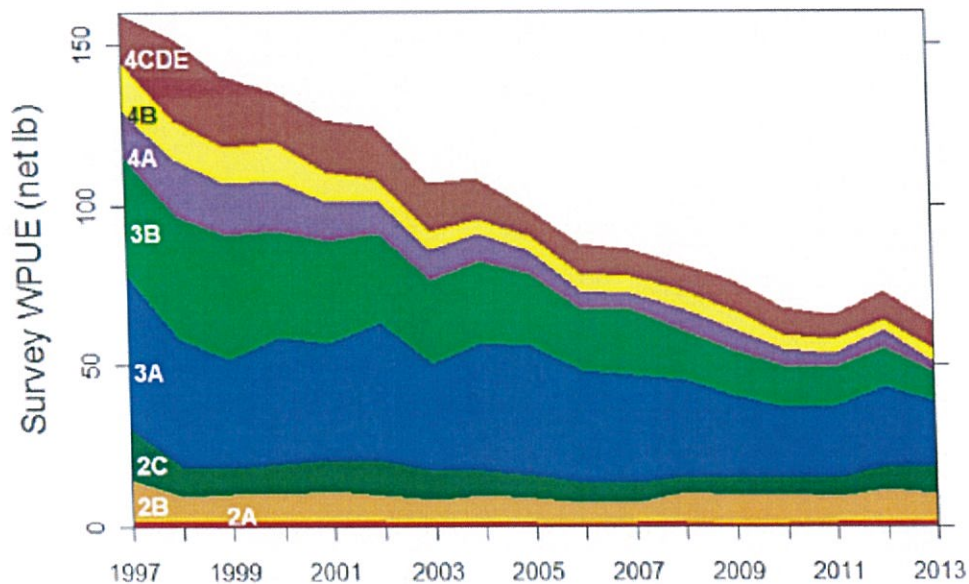
The log book results show a positive upward trend in Area 2A (+30%), 2B (+ 8%) and 2C, (+10%). However, all other areas to the west show reduced industry WPUE (weight per unit of effort).

Fishery trends



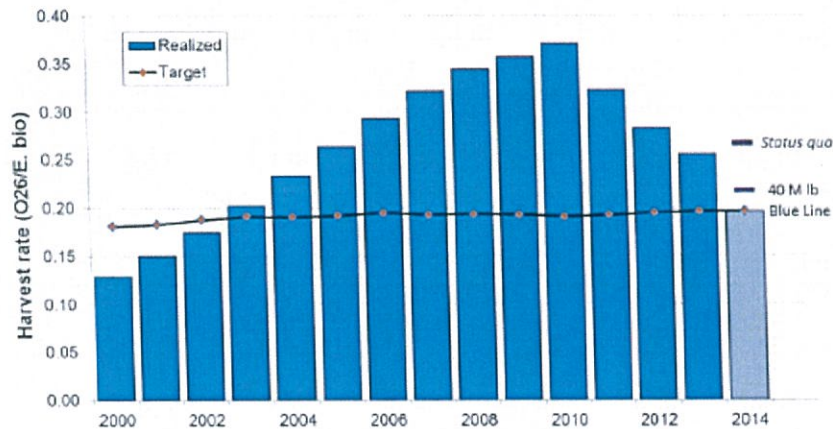
Below are the IPHC Survey results.

Survey trends – Total WPUE



There are two key factors to the reduction in harvest limits over the last three years. The first is that all those big new year classes that the IPHC had forecast in the first decade of this century apparently are not there to the degree predicted. The result of this error was that from 2003 to 2013, the models showed we could harvest at elevated levels due to the huge forecasts of juveniles. The new scientists discovered this error last year. In hindsight, based on the chart on the next page, we exceeded what should have been harvested. Harvest rates were as high as 37% in 2010 when they should have been closer to 20%. IPHC approved the harvest of approximately 90 million pounds of adult spawners more than we should have taken from 2003 to 2013. The following chart shows where the harvest rate should have been relative to what was approved. There is only one way to make up the over prescribed harvest between 2003 and 2013 and that is with reduced harvest now.

Decision table results – harvest policy 3



****NPFMC****

Past Regulations.

- (1) **Catch Share program between Commercial and Charter vessels** – This action was adopted by the Secretary of Commerce. A segment of the charter industry has threatened to sue over this allocation compromise. They have 30 days to sue, until January 12, 2014. The debate has taken 20 years to complete.
- (2) **12-20 Rule** – Many of you have asked about this. I asked NMFS and Council staff at the December meeting in Anchorage about this. They all say soon. There was a suggestion that corporations, partnerships and LLCs may be exempt. We have not been told what the final regulatory language will say. We will not know until it is published. We remain hopeful.
- (3) **Control Date** – The regulations to restrict the purchase of QS to owners on board for any QS purchased after February 10, 2010 has left NMFS and is in the office of the Department of Commerce awaiting final rule publication. FVOA has asked for the date to be moved to the date the Council voted, which was the spring of 2011. Again, we will not know until it is published if our request will be granted.

Future Changes.

- (1) **Pots on the GOA for sablefish** – This proposal will be developed into an amendment over the winter. It will likely see a final vote in May or June 2014. The issues being discussed include pot limits, should the pots be required to be taken in with each trip, should there be time slots for longline and pot gear; should pots be allowed in areas only to the west of 147° or 140°. Petersburg and ALFA have expressed concerns with pots used in the Eastern Gulf.
- (2) **Increase vessel CAPs for sablefish and halibut due to reduced harvest.** This proposal was defeated in the Advisory Panel. The small boat interest in Kodiak and S.E. Alaska expressed concern that this would lead to too much consolidation of quota on a vessel. Others pointed out that this was occurring without the provision due to reduced quotas. The Council decided to keep this issue open for further discussion at its February meeting in Seattle. The idea of a CAP floor was discussed. When quotas go down, the CAP goes down. The new idea would stop the CAPs from being reduced once they dropped to a critical level. That level will be further discussed. I trust this option has some hope.

- (3) **Observers** – Even though the Council asked for several changes to the observer program, including the tender exemptions, NMFS declined any changes for 2014. Correcting the tender exemptions is being pursued by the NPFMC staff. The Council seems to understand this is a problem and wants it fixed. You can expect a similar program and procedures in 2014 that you encountered in 2013. *I am on the Observer Committee. I am interested in how this new program is working from your perspective. Please call and let me know.

Sablefish.

The 2013 survey did not reveal any new year classes other than the 2008 year class as being significant. Due to the poor recruitment of juveniles, the model has resulted in reduced harvest limits. The Plan Team has recommended a 15% across the board reduction and also recommended not using its standard apportionment model for reductions. Survey and log book results show a declining CPUE. The charts below show observer, survey and log books CPUEs.

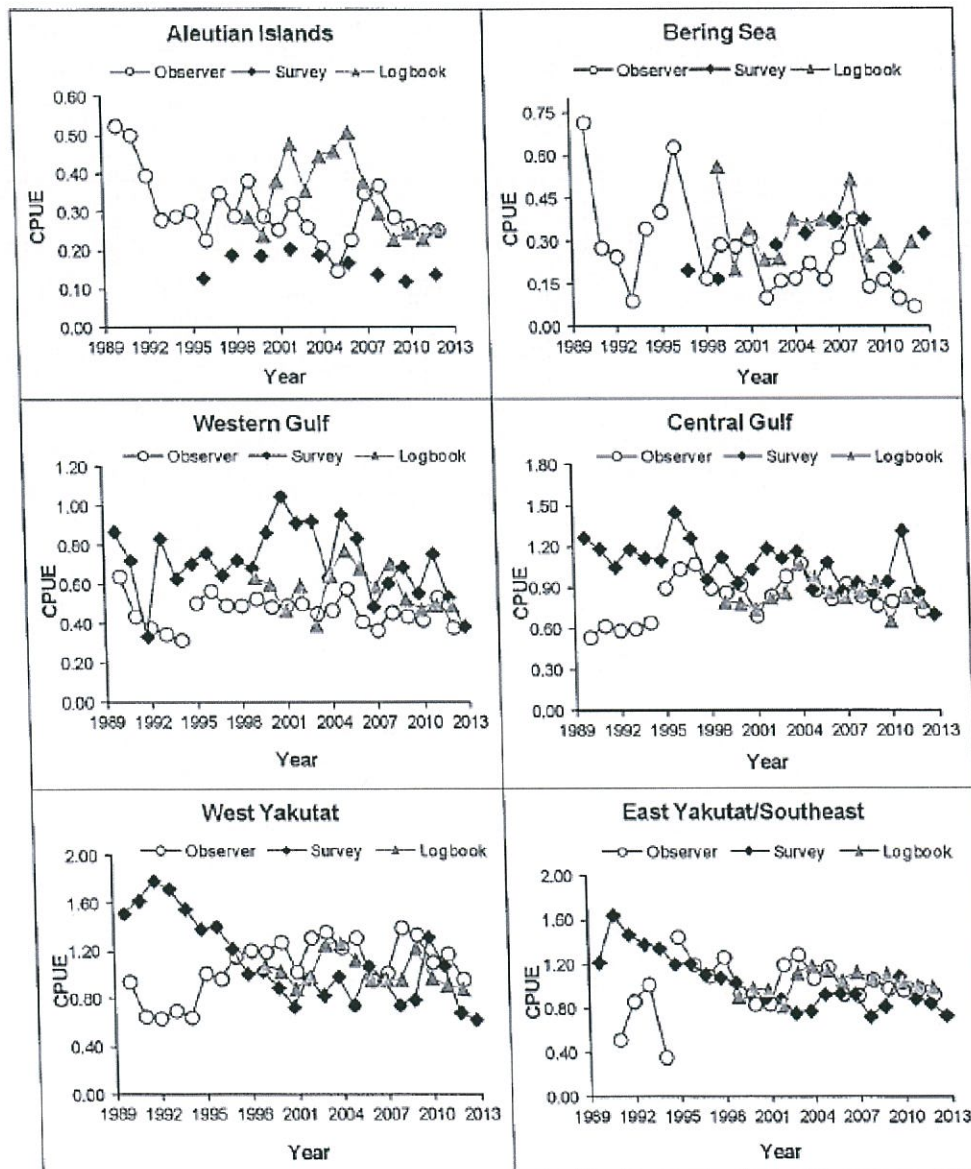


Figure 3.5. Average fishery catch rate (pounds/hook) by region and data source for longline survey and fishery data. The fishery switched from open-access to individual quota management in 1995.

The chart below shows the age 2 recruit classes.

Figure 3.14a. Estimated recruitment (number at age 2, millions) versus year for 2011 and 2012 models.

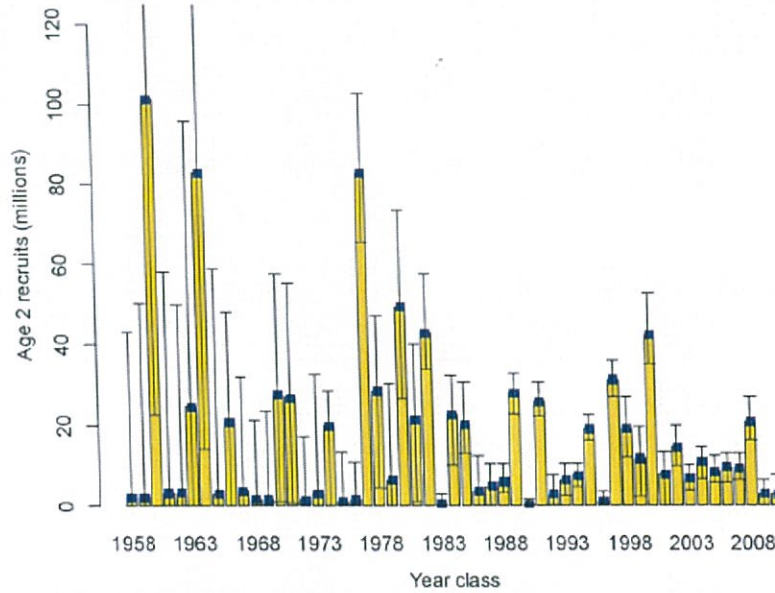


Figure 3.14b. Estimates of the number of age-2 sablefish (millions) with 95% credible intervals by year class. Credible intervals are based on 20,000,000 MCMC runs.

This graphic shows the importance of the different year classes that make up the current catch. The 2008 year class makes up almost 10% of the harvest while the 2000 year class still makes up about 18% of the harvest.

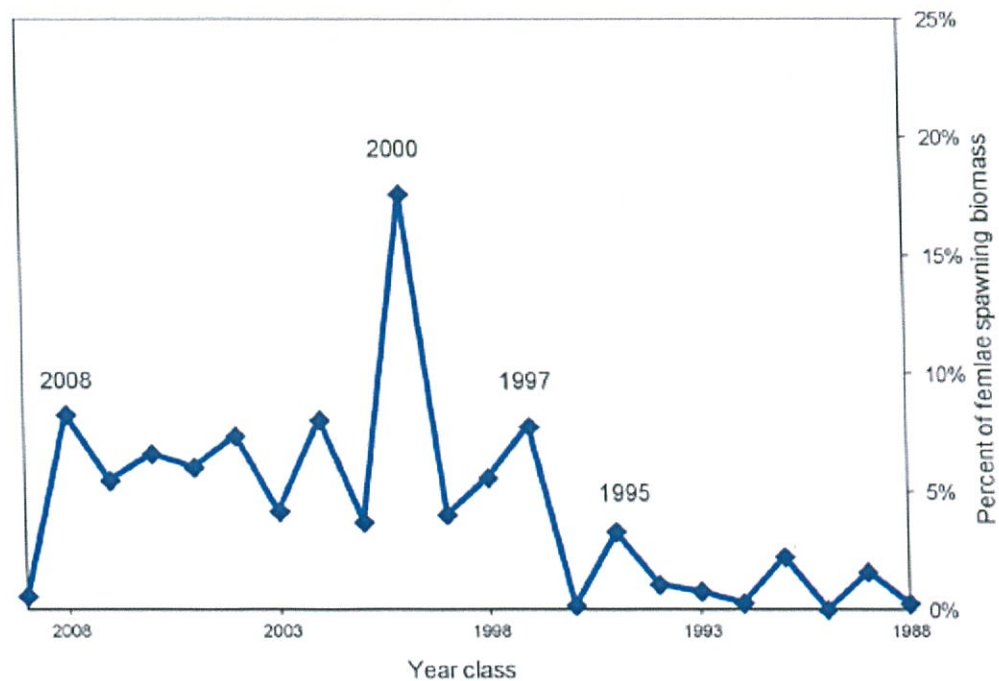


Figure 3.15. Relative contribution of the last 20 year classes to next year's female spawning biomass.

**** Pacific Council ****

Halibut. The June 26th opening, which lasted 10 hours, 8 am to 6 pm, resulted in 118,000 lbs. of landed halibut. This small directed halibut opening south of Pt. Chehalis, is allocated 173,390 lbs. The vessel trip limits were as follows.

Vessel Class	Size	June 26	July 10
E	41-45 ft.	4480	1495
F	46-50 ft.	5365	1790
G	51-55 ft.	5985	1995
H	56+ ft.	9000	3000

Halibut allocations in 2013 were as follows: Treaty Tribes – 346,500 lbs. (35%); non-tribal total – 643,500 lbs. (65%); non-tribal commercial – 225,400 lbs.; Washington Sports – 214-110 lbs.; Oregon-California Sports – 203,990 lbs.

****Second Watch****

Welcome new member, Allen Oakley, Pacific Hustler, of Bellingham, Washington as an Associate Member. Thank you for your support!

Bernard A. Linvog, Jr. 1949-2013. “Little Bern” passed away March 16, 2013. Bernie was a Seattle native, proud to be a commercial fisherman, licensed sea captain, third generation longliner. He graduated from Nathan Hale High School in 1967. Music was a passion; he played piano, violin, and loved all things jazz. He was a world traveler, gregarious, and fun-loving. An adventure was never too great. Bernie had a good life and we will all miss him dearly.

Bernie’s grandfather was Albert Linvog, who owned the F/V Albatross, which ended up in downtown Kodiak after the tidal wave.

****100th Anniversary Celebration****

We are getting very close to celebrating our 100th Anniversary at the Museum of History and Industry (MOHAI) on **Saturday, February 15, 2014!** Invitations are getting ready to be mailed and preparations are being finalized. And, we need volunteers, so if you are interested in participating, it is not too late. We would look forward to hearing from you.

So what do you have to look forward to?

Ten of our wooden boats will be on display for about one week during this event, starting on Thursday, February 13, 2014. At 10:00 am on Thursday morning these participants will sail together from Fishermen’s Terminal down to the Center for Wooden Boats (CWB) and MOHAI. The Center for Wooden Boats will have an event at their facility that evening to kick off a week-long event where the public will be able to look at these vessels that bring food from the sea to their dinner plates.

The Longline Centennials Project documenting the history of the Seattle's longline fleet was inspired in part by FVOA's 100 year anniversary. The exhibit opens to the public on Saturday, February 15th, and will remain at the Center for Wooden Boats for several months. The project has included

research, documentary photography, oral histories, and a survey of the schooners past and present conducted over the past year. The Center for Wooden Boats is pleased to share this important part of Seattle's history with the public. This is an exciting project and a chance to show off our wonderful fleet. And our member vessels will be decked out in time for our event on Saturday, February 15, 2014. So come early and spend some time looking at these vessels. Some of them turned 100 years old in 2013.

What else? We will be debuting our "FVOA Cookbook" that will be available for the first time for you to peruse and/or purchase. Interviews, that have been conducted this past year, will be playing on multiple videos for your enjoyment. A montage of photos and artifacts will be shown for everyone to ooh and aah over and to remember when. Plus plenty to eat and drink. Photo opportunities for all and to finish it all, plenty of dancing.

We're excited for a chance to share our hard work of this past year with you and to get a chance to visit. Come early and stay late. If you have questions, please call the office

****Calendar of Events****

Jan. 13-17, 2014	IPHC Annual Meeting	Grant Hyatt 721 Pine Street, Seattle, WA
Feb. 3-10, 2014	NPFMC Meeting	Seattle, WA
February 13, 2014	Wooden Boat convoy to Center for Wooden Boats and MOHAI	From Fishermen's Terminal to South Lake Union at 10:00 a.m.
February 15, 2014 (Save This Date!!!)	FVOA's 100th Anniversary Celebration	MOHAI Seattle, WA
March 8-13, 2014	PFMC Meeting	Doubletree Hilton Sacramento, CA
April 5-10, 2014	PFMC Meeting	Hilton Vancouver Vancouver, WA
April 7-15, 2014	NPFMC Meeting	Anchorage Hilton Anchorage, AK
June 2-10, 2014	NPFMC Meeting	Nome, AK
June 20-25, 2014	PFMC Meeting	Hyatt Regency Orange County Garden Grove, CA



Satellite Technical Services

Connecting Fishermen with Markets!

www.satellitealaska.com

Phone: (206) 321-6896

*"Proud supporter of the
Fishing Vessel Owners' Association"*

Mac's
Since 1948
Ballard
UPHOLSTERY

- Galleys
- Helm Seats
- Cushions
- Mattresses
- Curtains
- Covers
- Dodgers
- Headliners

Marine Upholstery

PLEASURE & COMMERCIAL BOATS

CUSTOM CANNIS & ENCLOSURES

Mobile Services
Free Estimates

**Fast Quality Work
Insurance Claims**

- Carpets
- Foam
- Repairs
- Custom Bedding
- Sheets
- Comforters

Pick-Up & Delivery Available

(206) **783-1696**

www.mactops.com

**Keep Us in Mind Every
Time Your Vessels
Come to Port!**

RICKEY AND ASSOCIATES



JUNEAU ALASKA

P.O. BOX 20330 • JUNEAU, ALASKA 99802
 Phone: (907) 586-2442 Fax: (907) 364-2282

FISHERY CONSULTING

We assist fishermen and fish processors in satisfying the State and Federal government requirements for fishing operations in Alaska.

WE CAN EXPEDITE:

- Entry permits and vessel licenses
- All federal permits and licenses
- Permit transfers
- QS/IFQ transfers
- USCG vessel registration

PERMIT, IFQ AND LLP BROKERAGE: Buyers and Sellers please call for Permit, IFQ and LLP listings.

Visa and MasterCard Accepted




 **MOUNTAIN PACIFIC**
bank

- Vessel Loans
- Quota/Permit Loans
- Maritime Related Business Loans


Curtis "Arne" Arnesen
 (206) 790-2742
 carnesen@mountainpacificbank.com

 MEMBER FDIC



Financing
Commercial Fishermen

- Quota & Permits
- Operating Expenses
- Vessel Construction
- Vessel Modification
- Vessel Purchase
- Gear & Equipment
- Residential Loans
- Marketing
- Processing
- Business Consulting



Northwest
FARM CREDIT SERVICES

Fisheries Team – 800.372.0112
fisheries@farm-credit.com



from the staff at FVOA!